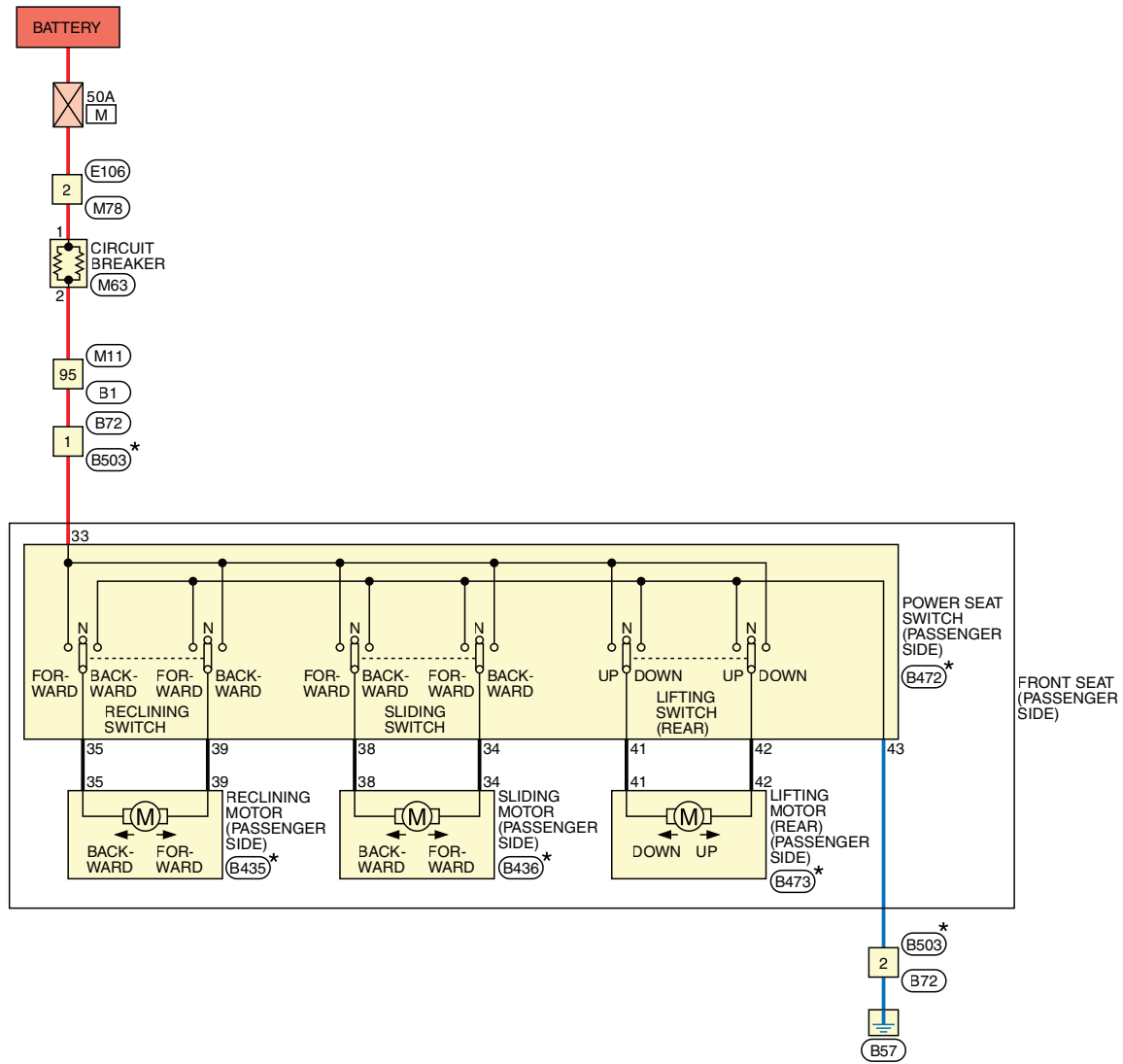


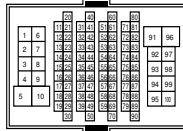
POWER SEAT FOR PASSENGER SIDE



*: This connector is not shown in "Harness Layout".

POWER SEAT FOR PASSENGER SIDE

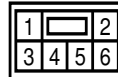
Connector No.	B1
Connector Name	WIRE TO WIRE
Connector Type	TH80MW-CS16-TM4
Connector Color	White



Terminal No.	Color Of Wire	Signal Name [Specification]
1	Y	TO MAIN HARNESS
2	LA/Y	TO MAIN HARNESS
3	P	TO MAIN HARNESS
4	R	TO MAIN HARNESS
5	L	TO MAIN HARNESS
6	V	TO MAIN HARNESS
7	LA/V	TO MAIN HARNESS
8	BR	TO MAIN HARNESS
9	G	TO MAIN HARNESS
22	LA/V	TO MAIN HARNESS
23	LA/R	TO MAIN HARNESS
31	BR	TO MAIN HARNESS
32	R	TO MAIN HARNESS
40	L	TO MAIN HARNESS
41	B	TO MAIN HARNESS
42	G	TO MAIN HARNESS
51	Y	TO MAIN HARNESS
52	L	TO MAIN HARNESS
53	SHIELD	TO MAIN HARNESS
54	R	TO MAIN HARNESS
55	W	TO MAIN HARNESS
56	SHIELD	TO MAIN HARNESS
58	GR	TO MAIN HARNESS
59	R	TO MAIN HARNESS
60	R	TO MAIN HARNESS
61	G	TO MAIN HARNESS
62	SHIELD	TO MAIN HARNESS
63	V	TO MAIN HARNESS
64	LG	TO MAIN HARNESS
65	SHIELD	TO MAIN HARNESS
66	BR	TO MAIN HARNESS
68	W	TO MAIN HARNESS
69	G	TO MAIN HARNESS
71	Y	TO MAIN HARNESS


72	Y	TO MAIN HARNESS
73	R	TO MAIN HARNESS [Without Forward Emergency Braking]
73	Y	TO MAIN HARNESS [With Forward Emergency Braking]
74	R	TO MAIN HARNESS
75	Y	TO MAIN HARNESS
76	BR	TO MAIN HARNESS
77	BR	TO MAIN HARNESS
78	LA/L	TO MAIN HARNESS
80	BR	TO MAIN HARNESS
81	GR	TO MAIN HARNESS [With Forward Emergency Braking]
81	L	TO MAIN HARNESS [Without Forward Emergency Braking]
82	GR	TO MAIN HARNESS [With Forward Emergency Braking]
82	L	TO MAIN HARNESS [Without Forward Emergency Braking]
83	L	TO MAIN HARNESS
84	L	TO MAIN HARNESS
85	GR	TO MAIN HARNESS
86	W	TO MAIN HARNESS
88	LA/B	TO MAIN HARNESS
90	G	TO MAIN HARNESS
91	BR	TO MAIN HARNESS
92	LA/R	TO MAIN HARNESS
93	LA/L	TO MAIN HARNESS
95	LA/BR	TO MAIN HARNESS
96	LG	TO MAIN HARNESS
97	L	TO MAIN HARNESS
98	Y	TO MAIN HARNESS
99	LA/P	TO MAIN HARNESS
100	LA/GR	TO MAIN HARNESS

Connector No.	B72
Connector Name	WIRE TO WIRE
Connector Type	NS06FW-CS
Connector Color	White



Terminal No.	Color Of Wire	Signal Name [Specification]
1	LA/BR	TO BODY HARNESS
2	LA/B	TO BODY HARNESS
4	LA/R	TO BODY HARNESS
6	LA/L	TO BODY HARNESS

Connector No.	B435
Connector Name	RECLINING MOTOR (PASSENGER SIDE)
Connector Type	1326490-3
Connector Color	-



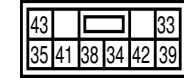
Terminal No.	Color Of Wire	Signal Name [Specification]
35	G	-
39	Y	-

Connector No.	B436
Connector Name	SLIDING MOTOR (PASSENGER SIDE)
Connector Type	6098-0344
Connector Color	-



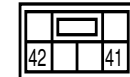
Terminal No.	Color Of Wire	Signal Name [Specification]
34	B	-
38	GR	-

Connector No.	B472
Connector Name	POWER SEAT SWITCH (PASSENGER SIDE)
Connector Type	NS10FW-CS
Connector Color	White



Terminal No.	Color Of Wire	Signal Name [Specification]
33	R	-
34	B	-
35	G	-
38	GR	-
39	Y	-
41	V	-
42	P/B	-
43	-	-

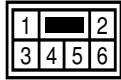
Connector No.	B473
Connector Name	LIFTING MOTOR (REAR) (PASSENGER SIDE)
Connector Type	7283-1060
Connector Color	-



Terminal No.	Color Of Wire	Signal Name [Specification]
41	V	-
42	PB	-

POWER SEAT FOR PASSENGER SIDE

Connector No.	B503
Connector Name	WIRE TO WIRE
Connector Type	NS06MW-CS
Connector Color	White



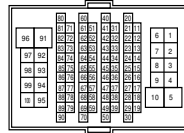
Terminal No.	Color Of Wire	Signal Name [Specification]
1	-	-
2	-	-
4	-	-
6	-	-

Connector No.	E106
Connector Name	WIRE TO WIRE
Connector Type	L02FB-MC
Connector Color	Black



Terminal No.	Color Of Wire	Signal Name [Specification]
1	R	TO MAIN HARNESS
2	W	TO MAIN HARNESS

Connector No.	M11
Connector Name	WIRE TO WIRE
Connector Type	TH80FW-CS16-TM4
Connector Color	White



Terminal No.	Color Of Wire	Signal Name [Specification]
1	V	TO BODY HARNESS
2	LA/Y	TO BODY HARNESS
3	BR	TO BODY HARNESS
4	LA/R	TO BODY HARNESS
5	L	TO BODY HARNESS
6	GR	TO BODY HARNESS
7	LA/LG	TO BODY HARNESS
8	L	TO BODY HARNESS
9	LA/SB	TO BODY HARNESS
22	LA/V	TO BODY HARNESS
23	LA/Y	TO BODY HARNESS
31	BR	TO BODY HARNESS
32	R	TO BODY HARNESS
40	L	TO BODY HARNESS
41	B	TO BODY HARNESS
42	G	TO BODY HARNESS
51	R	TO BODY HARNESS
52	W	TO BODY HARNESS
53	SHIELD	TO BODY HARNESS
54	Y	TO BODY HARNESS
55	L	TO BODY HARNESS
56	SHIELD	TO BODY HARNESS
58	GR	TO BODY HARNESS
59	R	TO BODY HARNESS
60	R	TO BODY HARNESS
61	G	TO BODY HARNESS
62	SHIELD	TO BODY HARNESS
63	V	TO BODY HARNESS
64	LG	TO BODY HARNESS
65	SHIELD	TO BODY HARNESS
66	BR	TO BODY HARNESS
68	W	TO BODY HARNESS
69	G	TO BODY HARNESS
71	Y	TO BODY HARNESS
72	Y	TO BODY HARNESS


73	R	TO BODY HARNESS
74	R	TO BODY HARNESS
75	Y	TO BODY HARNESS
76	BR	TO BODY HARNESS
77	BR	TO BODY HARNESS
78	LA/L	TO BODY HARNESS
80	G	TO BODY HARNESS
81	L	TO BODY HARNESS
82	GR	TO BODY HARNESS
83	L	TO BODY HARNESS
84	L	TO BODY HARNESS
85	GR	TO BODY HARNESS
86	W	TO BODY HARNESS
88	LA/B	TO BODY HARNESS
90	G	TO BODY HARNESS
91	BR	TO BODY HARNESS
92	LA/W	TO BODY HARNESS
93	LA/Y	TO BODY HARNESS
95	SB	TO BODY HARNESS
96	LG	TO BODY HARNESS
97	BG	TO BODY HARNESS
98	Y	TO BODY HARNESS
99	W	TO BODY HARNESS
100	LA/R	TO BODY HARNESS

Connector No.	M63
Connector Name	CIRCUIT BREAKER
Connector Type	M02FW-P-LC
Connector Color	White



Terminal No.	Color Of Wire	Signal Name [Specification]
1	W	-
2	P	-

Connector No.	M78
Connector Name	WIRE TO WIRE
Connector Type	L02MB-MC
Connector Color	Black



Terminal No.	Color Of Wire	Signal Name [Specification]
1	R	TO ENGINE ROOM HARNESS
2	W	TO ENGINE ROOM HARNESS